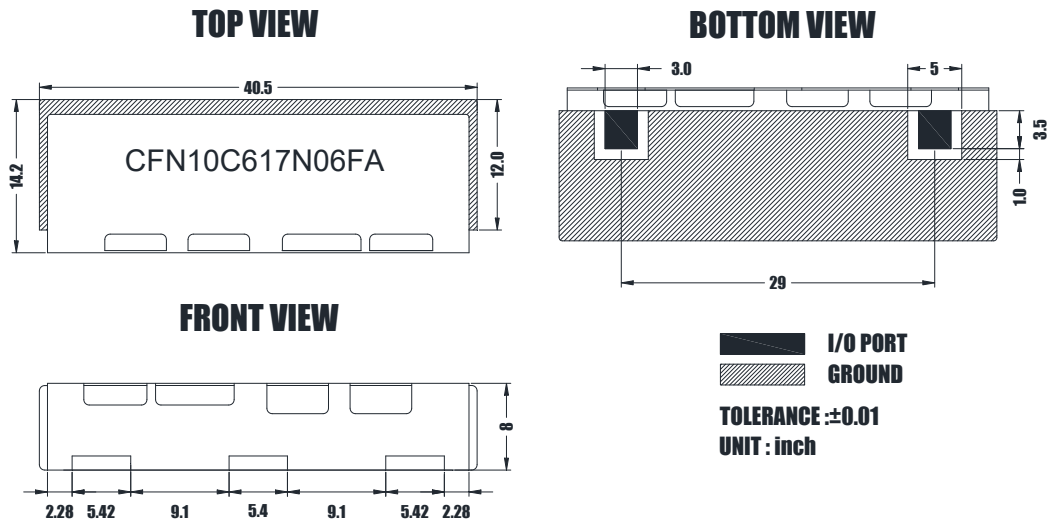


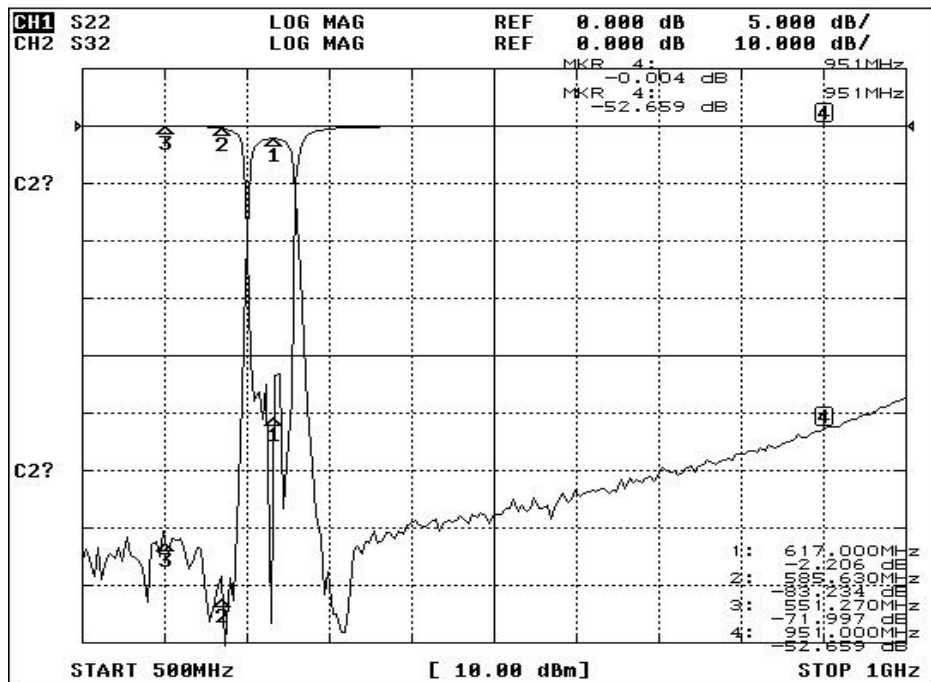
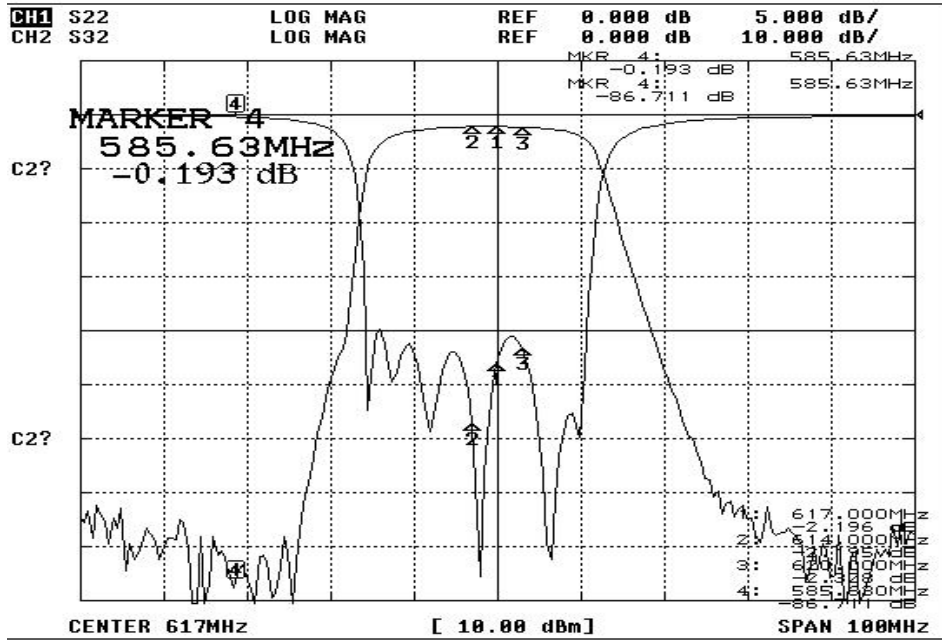
Electrical Specification

ITEMS	SPEC	UNIT
Center Frequency [fo]	617	MHz
Bandwidth [BW]	fo ±3.0 [614.0 ~ 620.0]	MHz
Insertion Loss in BW	3.0	dB max
Ripple in BW	1.0	dB max
Return Loss in BW	18.0	dB max
Attenuation <input checked="" type="checkbox"/> Absolute Value <input type="checkbox"/> Relative Value	44 dB min @ 585.63	MHz
	60 dB min @ 551.27	MHz
	45 dB min @ 951	MHz
		MHz
Group Delay Variation		ns max
Input Power	3.0	W max.
In/Out Impedance	50 Ω	
Operation Temperature Range	-40°C to +85°C	

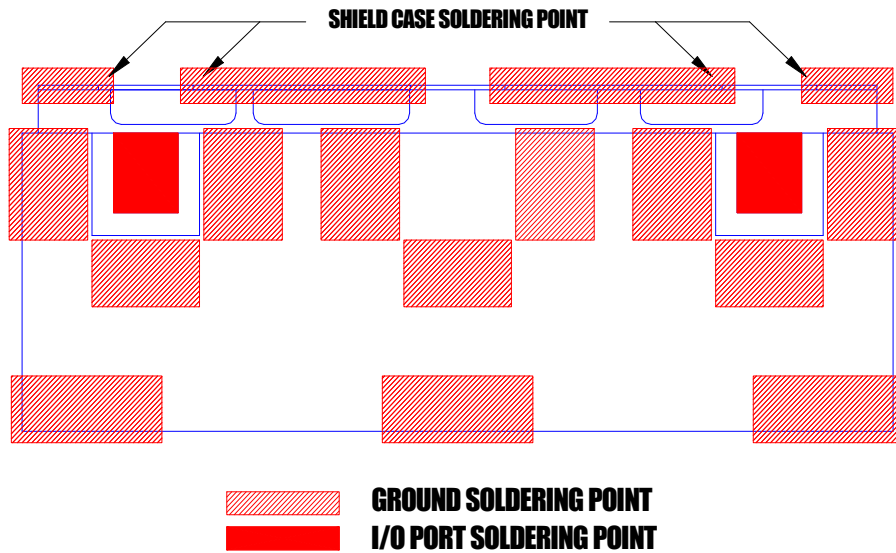
Mechanical Specification



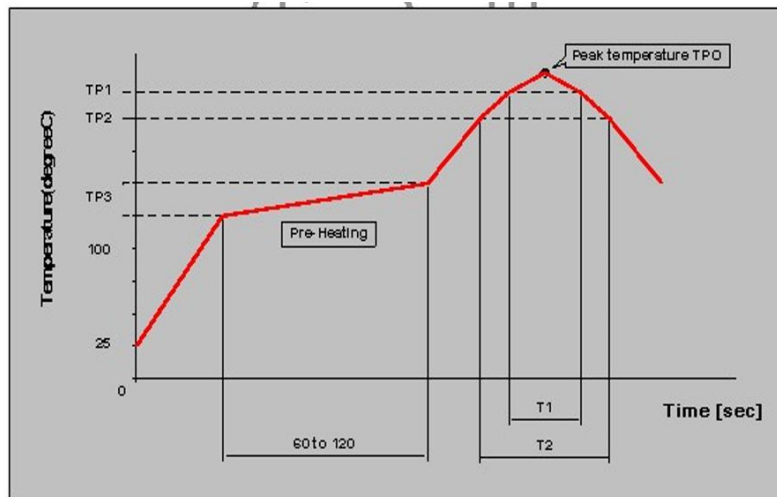
Plot Data



**Recommended PC Board Pattern**



**Soldering Condition**



Measuring point of temperature : IN-OUT Terminals of The Device

Reflow Soldering : Both Convection and Infrared Rays, Hot Air and Hot Plate

Reflow standard condition	TPO (°C)	TP1 (°C)	T1 (s)	TP2 (°C)	T2 (s)	TP3 (°C)
Sn-3Ag-0.5 solder	245±5	220	30 to 60	—	—	150 to 180
Test condition of reflow heat resistance	260+5/-0	240	20	220	70	150 to 180